



LAMINATE COLOURING

We can make use of Upper Edge or National Edging laminates, subject to laminates being available in 350 micron and above.

REFER TO EXAMPLES BELOW

Brushed Aluminium



Hungarian Ash



Thermo Ash



White Beach



Beach



Pink Beach



Royal Mahogany



Burgandy Mahogany



Burgundy Mahogany
Deep Embossed



THE PERFECT REPLACEMENT FOR ALL WOOD AND PLYWOOD PRODUCTS

We can make use of Upper Edge or National Edging laminates, subject to laminates being available in 350 micron and above.

REFER TO EXAMPLES BELOW

WOODGRAIN: BOARD MATCHES



AFRICAN WENGE



AGED STONE



AMERICAN WALNUT



BALSA



BLACK CHERRY



BROOKHILL



BURGUNDY MAHOGANY




BURGUNDY MAHOGANY ALPINE



BURNT OAK



CADBURY OAK



CANERO



CANYON MONUMENT OAK



CASCADE



COIMBRA



ESPERANZA OAK



GLACIER



LAMINATE COLOURING

We can make use of Upper Edge or National Edging laminates, subject to laminates being available in 350 micron and above.

REFER TO EXAMPLES BELOW

WOODGRAIN: BOARD MATCHES



MEMPHIS CHERRY



HARVARD CHERRY



HAVEN



LANZA OAK



LARACINA



LUNAR ASH



MAIDENWOOD



MAPLE



NORDIC ICE



NORMANDY



ROYAL MAHOGANY



SAHARA



SHALE OAK



VERZASCA OAK



WASHED SHALE



LAMINATE COLOURING

We can make use of Upper Edge or National Edging laminates, subject to laminates being available in 350 micron and above.

REFER TO EXAMPLES BELOW

WOODGRAIN: UNIQUE, DEEP EMOSS



BRUSHED ALUMINIUM



BRUSHED PEARL



COUNTRY OAK



GREY WILLOW



LIGHT WENGE



SILVER WASH



STRIPED WENGE



TIMBAVATI WALNUT




WHITE ALDER

WOODGRAIN: WOODGRAIN DESIGNS




BURGUNDY MAHOGANY



CHERRY ROYAL



ROYAL MAHOGANY



STRIPED WENGE



LAMINATE COLOURING


We can make use of Upper Edge or National Edging laminates, subject to laminates being available in 350 micron and above.

REFER TO EXAMPLES BELOW


MONO COLOURS: 3D COLOURS



BLACK ALPINE




CAPPUCCINO



FOLKSTONE GREY




ICEBERG WHITE ALPINE




ICEBERG WHITE TEX




OFF WHITE ALPINE



OFF WHITE TEX



WHITE ALPINE



WHITE TEX


MONO COLOURS: 2D COLOURS



DARK WALNUT



HG CHERRY ROYAL



HG FLOWER



HG ROYAL MAHOGANY




LAMINATE COLOURING


We can make use of Upper Edge or National Edging laminates, subject to laminates being available in 350 micron and above.

REFER TO EXAMPLES BELOW

MONO COLOURS: BACKERS




WHITE ALPINE



WHITE TEX

MONO COLOURS: SATIN WHITE



SATIN WHITE